


Welcome to St Leonard's Nursery

Sapling Class

Developing the hearts and minds of our children through Christ




Our Sapling Class Key Workers



- Mrs Norton-Morris
- Class Teacher



- Mrs Rawes
- Nursery Nurse



- Miss Hepworth
- Teaching Assistant
and SEN support


The Rest of Our Sapling Class Team



- Miss Melling
- Qualified Teacher
- Lunchtime teacher and Friday class support



- Miss Kelly
- Teaching Assistant, lunchtime support



- Mrs Astin
- Teaching Assistant, lunchtime support

Key Workers

Each child will be allocated a Key Worker, however we make sure that all of the Early Years practitioners in class know your child equally well so please feel free to speak to any of the Sapling Class team about your child's day.

The role of the Key Worker is:

- Keeping an extra special eye open to how your child is settling into nursery
- To observe, keep records and monitor your child's progress
- To work with parents, carers and other nursery team members to ensure that all of your child's personal and learning needs are met
- To involve your child in fun and educational Key Worker group sessions
- To help provide a safe and caring environment as your child develops the confidence and skills to thrive in education

How We Learn

In Sapling Class we put a lot of emphasis on nurturing your child as the wonderful, individual that you already know they are. We help them to be the best they can be and do it in our loving, nurturing child-centred environment.

All of our learning is child-led. This means that when we play with your children we see what they are interested in and build the learning that **we** want to introduce into **their** world. Any focussed activities we do are closely linked to the interests we have seen in play the week before.

We follow the curriculum which the government sets out for children from birth to five years old. This is called Development Matters and, if your child has already been at a childminder or nursery, it is the curriculum they will have followed there.

In fact, even if your child has never been away from you, then you have probably already been following this curriculum at home without even realising it!

A copy of the curriculum can be found here

<https://foundationyears.org.uk/files/2012/03/Development-Matters-FINAL-PRINT-AMENDED.pdf>

A Year In Nursery

Autumn Term

Learning is done through free play and circle time games. We do a lot of playing with the children, getting to know them and helping them to make friends. From now until the end of the year we have a focus on helping children to develop their social skills and communication and language skills

Spring Term

We introduce more regular phonics and mathematics sessions. We start to join in with some whole school events like Celebration Assemblies. We still have a heavy emphasis on learning through play but the concepts and skills we learn become more challenging. Throughout the year we will encourage risk taking in lessons such as PE and Forest School and also in more everyday risks such as guessing answers, trying new experiences and tackling problems.

Summer Term

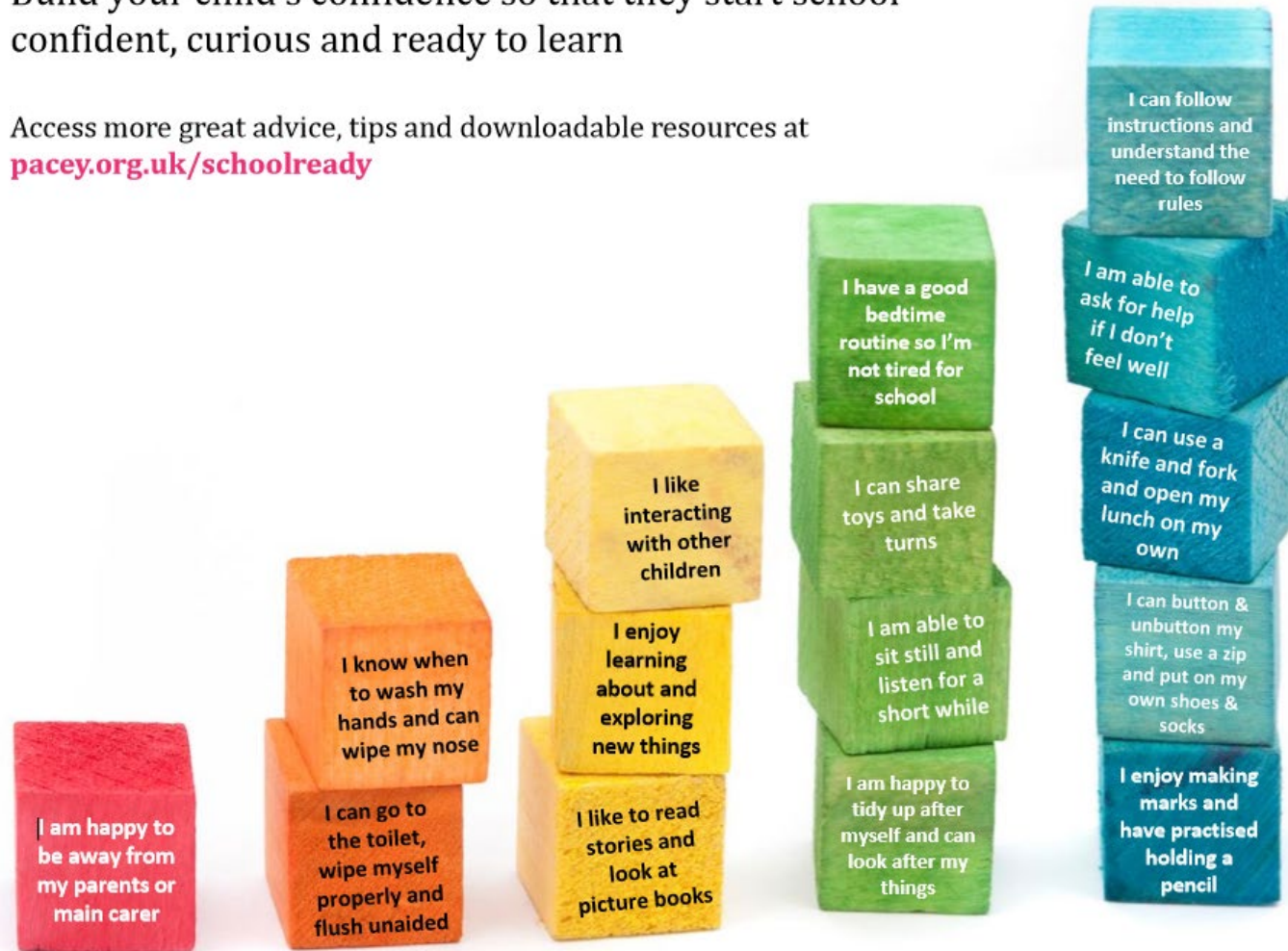
We begin to prepare children for moving into a reception class, either in St Leonard's or a different school. We have more regular shared sessions with our reception class and begin to join in more of the routines and activities that the older children do. We continue to have a heavy emphasis on learning through play and exploration. We will help the children to become more independent in preparation for school

Helping Your Child to be Ready for Reception Class

Steps to starting school

Build your child's confidence so that they start school confident, curious and ready to learn

Access more great advice, tips and downloadable resources at pacey.org.uk/schoolready



More top tips:

- ★ Get your child ready for their new routine by switching their meal times to match those of the school day
- ★ Encourage your child to explore new environments and interact with new people
- ★ Talk to your child about what they are most looking forward to at school
- ★ Let your child practise putting their new school uniform on and taking it off
- ★ **And remember,** every child is different and starts school with different abilities

Our Weekly Routine

A typical week may include:

- Shared carpet time sessions
- Key worker time
- Reading Enjoyment sessions
- Learning through play both indoors and outdoors
- Yoga, dance, song times, story times and Dough Disco
- Phonics and Mathematics sessions
- Sharing news – Show and Tell
- Subject area lessons such as Music, Philosophy for Children, PE and RE
- Snack times – exploring different foods
- Baking and cooking
- Whole school celebration assembly once a week (From January)
- Lots and lots of child led play

Outdoor Learning

At St Leonard's we love the unique experiences that learning outdoors offers. The outdoor learning which your child will enjoy in nursery will include:

- The opportunity to play outside throughout the day whatever the weather
- Nature walks and picnics as we look at the changes to our environment throughout the year
- Looking at life cycles as we learn how plants and creatures grown and change
- Muddy play, gardening and puddle jumping
- Learning all about freezing and melting as we enjoy the winter months
- Running, jumping, climbing and just enjoying the freedom of outdoor play!

Class Dojo

- Class Dojo is like our version of 'Baby Facebook', as one parent once called it. You can download the app on your phone or tablet and can also access it on a laptop or computer.
- On Class Dojo we can send you direct messages and you can also contact us directly. We check our messages every school day between 8am and 5pm.
- It also lets us share what your child is doing every day with photos and videos and lets you send photos to us too.
- Many parents find it reassuring if their child has been upset at drop off time as we can send you a photo of your happy child as soon as they have settled in.
- You can only register with a password specific to your child and generated by us so it is totally secure.
- The only people with access are our Sapling families and Sapling teachers. You will be given instructions and your unique PIN before your child starts nursery.

Uniform

- The uniform in nursery is optional.
- Children can wear either their own clothes if you wish
- They can also wear a traditional uniform (white polo shirt, grey pants/shorts/skirt/dress, black shoes, summer dress, nursery jumper)
- Children do not have to wear a nursery jumper, however we may put one of our spare jumpers on them if we go on a school trip or to church so that we can quickly identify our nursery children.
- Nursery jumpers can be ordered and paid for at the school office. They are a different colour to the normal St Leonard's School jumper
- Most children wear a uniform but there are always several families who choose to dress their child in their own clothes instead.
- We are happy with either but do ask that children don't wear their best clothes or shoes as we all know how messy 3 and 4 year olds can get when having fun!

What Your Child Will Need

- Weather appropriate clothing (e.g. A raincoat and welly boots during wet weather, sun hat and sun cream in sunny weather, etc)
- A PE kit (from January)
- A spare set of clothes and a few changes of underwear in case of accidents (don't forget spare socks). Your child will need this even if they have been toilet trained for a while as children will sometimes have accidents in a new environment when engaged in play (or might jump in a massive puddle and need to be changed!)
- Please make sure that all school jumpers, clothes and PE kits have your child's name in them

A Brief Note on Nappies

We ask that every effort is made to get your child toilet trained and in underwear by the time they start nursery **HOWEVER** we know that sometimes a child just is not ready no matter how hard you have tried.

This should not be a source of concern or anxiety for you. Your child is still welcome to join us.

In this situation we have two approaches for you to choose from:

1. Send your child to nursery in underwear with a lot of spare clothes and a packet of baby wipes. We will help with toilet training in school and change them whenever they have accidents, no matter how often that is.
2. Send your child in pull ups until they are ready to transition to underwear. Make sure to send baby wipes and spare pull ups. We will help to toilet train them while in nursery by helping them to use the potty or toilet regularly though the day. We ask that they wear pull ups rather than nappies as they can then get used to pulling them up and down to use the potty or toilet.

IF YOUR CHILD HAS STRUGGLED TO TOILET TRAIN PLEASE GET IN TOUCH TO CHAT WITH US BEFORE THEIR START DATE SO WE CAN PLAN THE BEST APPROACH FOR YOUR CHILD

Moving into Reception Class

You can apply for a Reception Class place between September and January. We will support you through the application process. There is never a guarantee of a place at your first choice school (whether you choose St Leonard's or another school as your first choice) so you should also put a second and third choice school on your application form. Attendance at our nursery is **not** classed as one of the entry criteria for St Leonard's Reception Class so will not secure you a place in the school.

The entry criteria (in priority order) is:

1. (a) Children in public care and previously looked after children.
(b) Children with special medical or social circumstances affecting the child where these needs can only be met at this school.
2. Children who have a sibling attending the school on the date of application and on the date of admission. Siblings include step, half, foster and adopted brothers and sisters living at the same address.
3. Children with a parent/guardian worshipping in the life of St Leonard's Church, Padiham or in a church in full membership of *Churches Together in England* or the *Evangelical Alliance* or the *North West Partnership*. 'Parental worshipping' is normally taken to mean a minimum of monthly attendance at church at public worship for at least 6 months leading up to 1st September 2019.
4. Other children based on distance

Fees

- All children get fruit and milk each day. We also ask for £1 per week snack money. We use our snack money to buy a variety of foods to introduce new experiences and tastes each day and for class baking sessions.
- If your child is joining us for just their 30 hours or 15 hours funded place then there are no nursery fees, however we do need your 30 hours code before your child joins us.
- If your child has a 15 hour place but stays for lunch or if your child stays on a Friday afternoon then there is a minimal charge of £30 per month.
- Children who stay for lunch can have a school dinner or bring a packed lunch. If they have a school dinner then it is £2.20 per day (2019-2020 rates) which you pay in advance

Class Session Times

- **Morning Session:** 8:45am – 11:45am (Pick up time 11:30-11:45am)
- **Morning Plus Lunch:** 8:45am – 12:45pm (Pick up time 12:45-1pm)
- **Afternoon Session:** 12:45pm – 3:45pm (Drop off time 12:45 – 1pm)
- **Afternoon Plus Lunch:** 11:45 – 3:45pm
- **30 hours only:** Monday – Thursday 8:45pm-3:45pm, Friday 8:45am-11:55am
- **Full time:** 8:45am – 3:45pm

End of day pick up time 3:20-3:45pm



St Leonard's CofE Primary School
Moor Lane
Padiham
Lancashire
BB12 8HT

Tel: 01282 771470

Email: d.norton1@st-leonards.lancs.sch.uk

People you might want to contact:
Mrs Norton-Morris - Sapling Class Teacher
Mrs Blackley - Head of Early Years
Mrs Holmes - Head Teacher
Mrs Gaukroger - Deputy Head and SENDCO
Mrs Lee - School Burser
Miss Pam and Mrs Berry - School Office